



MONARCH™

CONNECT WITH YOUR WORLD



VINYL REPLACEMENT WINDOW SYSTEM

A QUALITY PRODUCT
BY

LOCKHEED®

WINDOW CORP.

"Where Quality Rules"

Since 1955

MULTI-CHAMBERED FRAME CONSTRUCTION

ADJUSTABLE HEAD EXPANDER

FULLY WEATHER-STRIPPED SASHES

BALANCE COVER FOR BOTTOM SASH ON DOUBLE HUNG MODEL


TECHNOFORM TGI® WARM EDGE IG SPACER

MAINTENANCE FREE 100% VIRGIN VINYL EXTRUSION

13/16" INSULATED GLASS

| WINDOW

FEATURES |



BOTH SASH TILT IN

CONTINUOUS INTEGRAL MEETING RAIL INTERLOCK

FULLY TRAPPED PIVOT BAR HOUSING ENSURES OPTIMUM STRUCTURAL INTEGRITY

MAIN FRAME DEPTH IS A FULL 3 1/4"

HEAVY DUTY BLOCK AND TACKLE BALANCE SYSTEM ON DOUBLE HUNG MODEL

EXTRUDED ALUMINUM LOCKING HALF (OR FULL) SCREEN WITH CHARCOAL BLACK FIBERGLASS (OR ALUMINUM) WIRE (NOT SHOWN)

FULL LENGTH INTEGRAL LIFT RAIL


SLOPED SILL ON DOUBLE HUNG MODEL

ALUMINUM SILL ANGLE

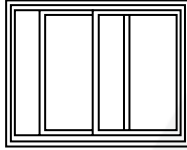


WINDOW CORP.
"Where Quality Rules"
Since 1955

DOUBLE HUNG



SLIDER



PICTURE



TRADITION | PRIDE | COMMITMENT



Monarch™ by Lockheed Window Corp.

The very name is synonymous with nature, kings and beauty.

When designing our vinyl replacement window system, our engineers looked to nature for inspiration. The result was Monarch™, a vinyl window system by Lockheed Window Corp. designed for durability, strength, added security and uncompromising beauty, this is a window to grow old with.

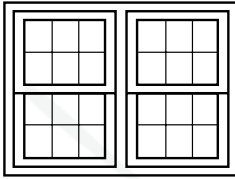
As a third generation, family-owned business, our employees take personal pride in every window that comes out of our manufacturing facility. All of Monarch™ Window Systems have been NFRC and ENERGY STAR® certified, providing homeowners with assurance of quality and performance. Our plant and offices feature a state-of-the-art facility that includes the most technically advanced machinery and software, ensuring a quality finished product every time.

“As a local, family owned business, you can be assured that our products exceed the requirements of our customers. Our commitment to our customers will not be surpassed.”

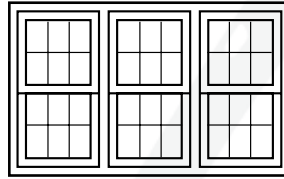
The Monarch™ Window System is compatible with all Lockheed's full-line of windows.



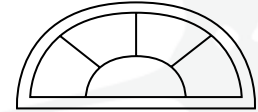
TWIN



TRIPLE



SPECIALTY SHAPES



BUILT FOR A LIFETIME



Built for a Lifetime

The Monarch™ vinyl window line was designed specifically to exceed the demands of the various Northeast weather conditions. Our engineers have combined the finest in window technology, to bring you a structural system that will provide optimum performance, and fine site lines that will deliver enduring beauty.

Constructed for Performance

Our .072" multi-chambered, solid vinyl walls are the core strength behind the Monarch™ product. Assembled utilizing our high-tech fusion-welding system, the Monarch™ window is virtually impenetrable by wind and water. Despite the superior strength, we have not sacrificed appealing site lines that allow maximum glass viewing area.

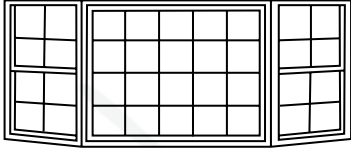
Custom Made

Each Monarch™ window is custom-made to the requirements of your dealer, special for your home. Every window is precision-made, so that each window you replace is retrofitted with a perfect match. This ensures enduring performance and energy-savings for the life of the product.




The Monarch™ Window System is backed by one of the strongest warranties in the industry.

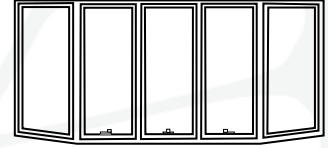
BAY



TRANSOM ABOVE DOUBLE HUNG



BOW



QUALITY | PERFORMANCE | DESIGN



The Monarch™ Window System's heavy duty sash locking system combined with its continuous one piece meeting rail interlock securely seals the window and eliminates drafts.

High Performance Glazing System


Our high performance glazing system combines Low E glass and Argon gas with our dynamic Technoform TGI® Warm Edge IG Spacer technology. When you add Low E glass and Argon gas filled insulating glass, your home will achieve maximum energy savings.

Design Flexibility

In addition to Monarch™ double hung windows, we manufacture a compatible series of vinyl windows to meet virtually any design dream you may have. We can produce windows in a variety of styles, shapes and sizes to replace those old drafty windows in your home.

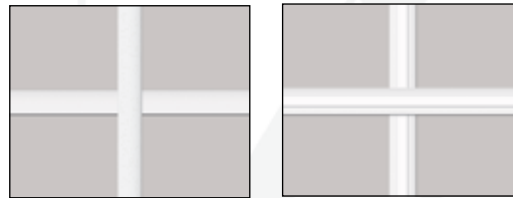
The Monarch™ window is compatible with all of Lockheed's Bay, Bow, Casement, Awning and Hopper Style Window Systems.

Finish



Actual colors may vary slightly from colors depicted above.

Grids (GBG)*



COLONIAL GRID

DESIGNER GRID

* Color matched to product finish

Low Profile Sash Lock



FEATURES

PERFORMANCE


BENEFITS



**Monarch™ Double Hung Vinyl Replacement Windows
Homeowner Features and Benefits Guide**

Feature	Benefits
Solid Virgin PVC Construction	Never Needs Painting
Double Hung Window Sash Tilt-in	Easy Cleaning from Inside the Home
Optional High Performance Glazing System	Save Money on Heating and Cooling Bills
Exterior Glazing Bead	Smooth Interior Finish
Beveled Exterior Master Frame	Stylish Finish on Outside of Home
Block and Tackle Balance System	Fingertip Operation of Sash
High Tech Fusion-Welded Frame & Sash	Fully Weather Resistant to Wind and Water
13/16" Insulated Glass	Maximum Energy Efficiency
Recessed Tilting Hardware (on Double-Hung Model)	Clean Interior Look
Heavy Duty Sash Locking System & Continuous One Piece Meeting Rail Interlock	Eliminates Drafts
Double Hung Sloped Sill	Optimum Water Resistance and Run-off
Full 3 1/4" Frame Depth	Custom Retrofit Application
Optional Vertical and Horizontal Reinforced Sashes	Higher DP Structural Rating

Low E Glass	Double Strength Glass	Tempered Glass
Obscure Glass	Argon Gas	
Full Screens	Aluminum Screenwire	
Colonial Grids	Diamond Colonial Grids	Prairie Colonial Grids
Designer Grids	Diamond Designer Grids	Prairie Designer Grids
Perimeter Foam Wrap Insulation	Oriel Style Double Hung Windows	Double Locks



| WINDOW PERFORMANCE |



MODELS & SERIES	*U-VALUE			SOLAR HEAT GAIN COEFFICIENT**		***AAMA RATING			
	CLEAR	LOW E	LOW E/ ARGON	LOW E	LOW E/ ARGON	AIR AT 25 MPH	WATER RESISTANCE (P.S.F.)	STRUCTURAL (P.S.F.)	RATING
Monarch™ Double Hung	.46	.34	.30	.30	.29	.09	8.36	67.71	HLC-45 HLC-55****
Monarch™ Twin Integral Mullion Double Hung	.46	.34	.30	.30	.29	.21	6.90	67.71	LC-PG50
Monarch™ Slider	.46	.34	.30	.29	.28	.08	8.36	60.19	HS-LC-40
Monarch™ Fixed Picture	.46	.32	.28	.32	.32	.01	12.12	112.85	F-LC-75

NOTE: Soft Coat Low E is on the number "2" glass surface when viewed from the exterior.

* U-Value in accordance with NFRC-100-2004: Procedure for determining fenestration product U-factors.

** Solar Heat Gain Coefficient in accordance with NFRC 200-2004: Procedure for determining fenestration product Solar Heat Gain Coefficient at normal incidence.

*** AAMA Rating in accordance with AAMA/WDMA/CSA 101/I.S. 2/A440-05 or AAMA/WDMA/CSA 101/I.S. 2/A440-08

**** H-LC-55 available. Contact your local dealer for window requirements.

TECHNOFORM GLASSINSULATION





MONARCHTM

CONNECT WITH YOUR WORLD



WINDOW CORP.

"Where Quality Rules"

Since 1955

TECHNOFORM GLASSINSULATION



Route 100, P.O. Box 166, Pascoag, RI 02859 • Phone: 401.568.3061 Fax: 401.568.2273 • www.lockheedwindow.com