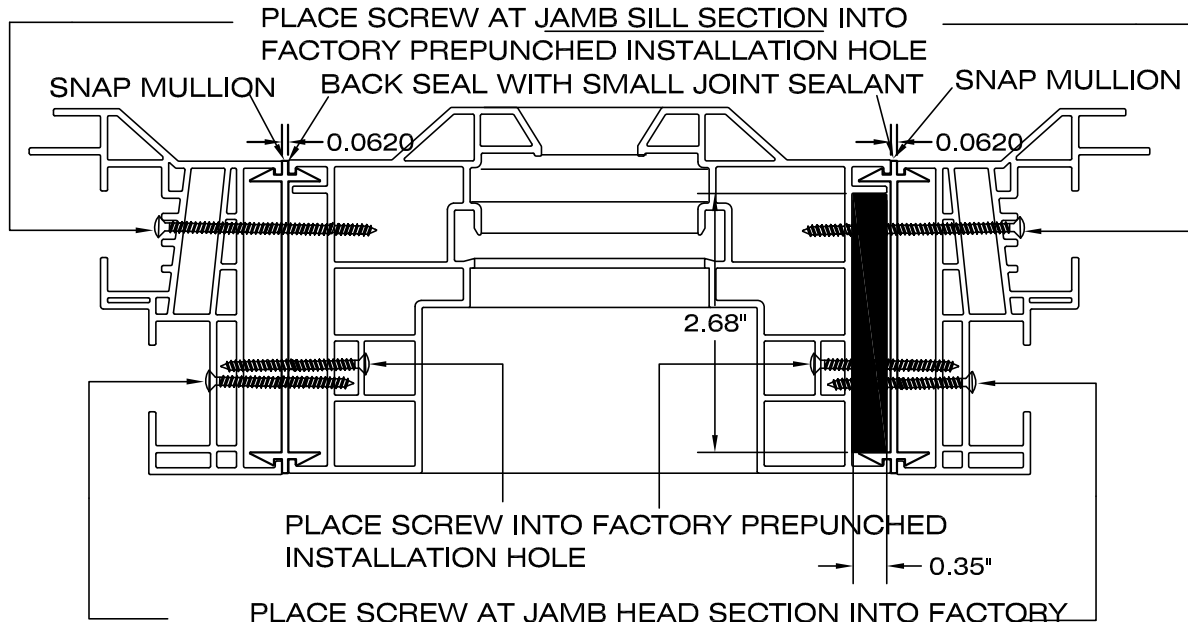

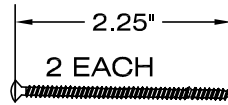


MULLING A MONARCH™ DOUBLE HUNG REPLACEMENT WINDOW TO A MONARCH™ REPLACEMENT PICTURE WINDOW TO A MONARCH™ DOUBLE HUNG REPLACEMENT WINDOW UTILIZING SNAP MULLIONS

#8 A PAN HEAD STAINLESS STEEL SCREWS (NOT BY LOCKHEED)

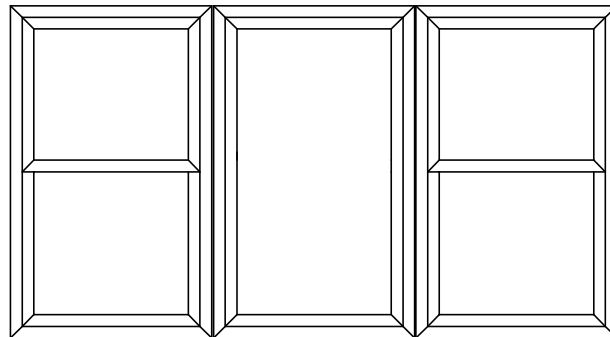


PLACE SCREW INTO FACTORY PREPUNCHED INSTALLATION HOLE

PLACE SCREW AT JAMB HEAD SECTION INTO FACTORY PREPUNCHED INSTALLATION HOLE

REMOVE WAFER HEAD JAMB ADJUSTERS FROM EACH MULLED JAMB AND PLACE SAME SCREW INTO FACTORY PREPUNCHED HOLE

THERE SHOULD BE A TOTAL OF SIX SCREWS PER MULLION ASSEMBLY



NOT TO SCALE



WINDOW CORP.

Route 100, Pascoag, Rhode Island 02859
 TEL: (401) 568-3061
 FAX: (401) 568-2273
 www.lockheedwindow.com